



## YOU COULD SAVE YOUR TEEN DRIVER'S LIFE

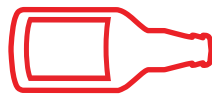
When it comes to your teen driver's safety, your involvement is key. **Here's why:**

**Teens who say their parents monitor their activities in a helpful supportive way are:**



**HALF**

as likely to speed



**70%**

less likely to  
drink and drive



**2X**

more likely to  
wear seat belts



**30%**

less likely to  
talk on a cell phone  
while driving



Want the tools and strategies you need to keep your teen driver safe?  
Scan to learn more: [ZeroFatalities.com/learner-permit](https://ZeroFatalities.com/learner-permit)

A person's greatest lifetime chance of being in a fatal crash occurs during the first 6 to 12 months after receiving a license.\*

What causes these increased fatalities? Inexperience. Teens need at least 40 hours of parent-supervised practice to develop crucial driving skills, including scanning and hazard detection.

You have the power to cut your child's crash risk in half by being closely involved in the learning-to-drive process.\*

# Know Utah's Graduated Driver Licensing Laws

Since 1999 when the GDL program was instituted in Utah, the number of teens (ages 15-17) killed in motor vehicle crashes decreased approximately 70%. The GDL laws work and they save lives. Learn all the GDL laws at: [ZeroFatalities.com/learner-permit](http://ZeroFatalities.com/learner-permit)

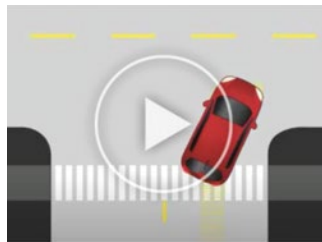
- Teens (ages 15-17) must have their learner permit for six months before applying for a driver license at age 16.
- Teens must complete at least 40 hours (10 of those at night) before they can receive their driver license.

## Get Driving Tips, Videos and Resources

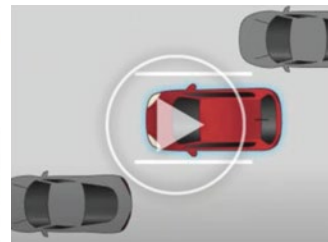
To become a safe and responsible driver, your teen needs to develop a range of critical driving skills in a variety of environments. You'll find short, evidence-based instructional videos at [ZeroFatalities.com/learner-permit](http://ZeroFatalities.com/learner-permit) that will help your teen practice and gain diverse skills and experience behind the wheel.\*



Parking Lots



Residential Roads



Intermediate Roads



Commercial Roads



## Drive Time Log For Parents

Tracking your teen's driving hours just got easier. You can quickly log and track their hours from your phone. To start, use the QR code to access the web app. Then, when your teen spends time behind the wheel, simply add that time to the tracker and watch it deduct from the total time. For best results, make the web app a bookmark that you can access right from your phone's home screen.



For your convenience in revisiting this log, add it to your phone's home screen:

### For iPhone:

1. Open the **Safari** app on your iPhone.
2. Tap the **Share** icon in the bottom toolbar.
3. Scroll down and tap **Add to Home Screen**.
4. Tap the **Add** button in the top right corner.

### For Android:

1. Open the **Google Chrome** app on your Android phone.
2. Tap the **three vertical dots** in the top right corner.
3. From the drop-down, select **Add to Home Screen**.
4. Tap the **Add** button in the bottom right corner prompt.
5. When prompted, tap the **Add to Home Screen** button in the bottom right corner.

## TEXT

**DRIVE**

TO (435) 710-7373

## Keep Teaching Your Teen

Get biweekly text messages that will help you teach your teen the skills needed to avoid the critical errors common with new drivers. You can opt out at any time by texting "STOP" to the same number.

\*Source: Children's Hospital of Philadelphia's (CHOP) Center for Injury Research and Prevention



[ZeroFatalities.com/learner-permit](http://ZeroFatalities.com/learner-permit)